

JUMO GmbH & Co. KG
Delivery address: Mackenrodtstraße 14
36039 Fulda, Germany
Postal address: 36035 Fulda, Germany
Phone: +49 661 6003-0
Fax: +49 661 6003-607
Email: mail@jumo.net
Internet: www.jumo.net

JUMO Instrument Co. Ltd.
JUMO House
Temple Bank, Riverway
Harlow, Essex CM20 2DY, UK
Phone: +44 1279 635533
Fax: +44 1279 635262
Email: sales@jumo.co.uk
Internet: www.jumo.co.uk

JUMO Process Control, Inc.
6733 Myers Road
East Syracuse, NY 13057, USA
Phone: 315-437-5866
1-800-554-5866
Fax: 315-437-5860
Email: info.us@jumo.net
Internet: www.jumousa.com



Panel-Mounted Thermostats, EM Series

With 1, 2, 3, or 4 single-pole snap-action switches

Special features

- Available with 1-, 2-, 3- or 4-pole jump-switches
- Approved according to the latest standards

Brief description

Thermostats control and monitor thermal processes. The devices of the EM series are available as temperature controllers TR, temperature monitors TW, temperature limiters TB, safety temperature monitors STW (STB), and safety temperature limiter STB. In the event of a malfunction, the STB switches the monitored machine to a safe operating status.

Panel-mounted thermostats operate according to the fluid expansion principle – a microswitch is used as an electrical switching element.

Switching function

Temperature controller TR and safety temperature monitos STW

If the temperature on the temperature probe exceeds the setpoint value, the microswitch is activated by the transmission mechanics and the electrical circuit is opened or closed. If the temperature falls below the selected setpoint (by the amount of the switching differential), the microswitch is reset to its initial position.

Restart lock for temperature limiter TB and safety temperature limiter STB

If the temperature on the temperature probe exceeds the set limit value, the electrical circuit is opened and the microswitch is mechanically locked.

The microswitch can be manually unlocked once the temperature has dropped by approx. 10 % of the scale range (approx. 15 % with a limit value setting > +350 °C).

For limit values exceeding 120 °C, the limit value set in the STB must be secured against incorrect adjustment (e.g. by a seal).

Self-monitoring for the safety temperature limiter STB and safety temperature monitor STW (STB)

If the measuring system is destroyed (i.e. if the expansion fluid leaks), the pressure in the diaphragm of the STB and STW (STB) drops and permanently opens the electrical circuit. Unlocking is then no longer possible.

The electrical circuit 1-2 opens when the probe of STW (STB) and STB cools down to the negative temperature range, but it closes again automatically if the temperature rises.

Use of the safety temperature monitor STW as a safety temperature limiter STB

The circuitry used with the thermostat must comply with DIN EN 14597 and VDE 0631.



Approvals / approval marks



JUMO GmbH & Co. KG
 Delivery address: Mackenrodtstraße 14
 36039 Fulda, Germany
 Postal address: 36035 Fulda, Germany
 Phone: +49 661 6003-0
 Fax: +49 661 6003-607
 Email: mail@jumo.net
 Internet: www.jumo.net

JUMO Instrument Co. Ltd.
 JUMO House
 Temple Bank, Riverway
 Harlow, Essex CM20 2DY, UK
 Phone: +44 1279 635533
 Fax: +44 1279 635262
 Email: sales@jumo.co.uk
 Internet: www.jumo.co.uk

JUMO Process Control, Inc.
 6733 Myers Road
 East Syracuse, NY 13057, USA
 Phone: 315-437-5866
 1-800-554-5866
 Fax: 315-437-5860
 Email: info.us@jumo.net
 Internet: www.jumousa.com



Types and DIN registry numbers

Version	Types	Switching function	DIN register no.	Important note
1 pole snap-action switches	EM-1 EM-2 EM-3* EM-4* EM-5	TR TW TW TB TB	TR 777 TW 778 TW 778 TB 780 TB 780	DIN-tested up to max. +500 °C. The DIN registry no. will become null and void if thermowells are used that are not specified in our data sheet 606710 *Setpoint value / limit value permanently factory-set according to customer specifications
2 single-pole snap-action switches	EMF-13 EMF-23 EMF-33* EMF-14 EMF-24 EMF-44* EMF-54	TR/TW TW/TW TW/TW TR/TB TW/TB TB/TB TB/TB	TR 777 TW 778 TW 778 TR 777 TW 778 TB 780 TB 780	
3 single-pole snap-action switches (without VDE approval)	EMF-133 EMF-134 EMF-233 EMF-234 EMF-333* EMF-444* EMF-544	TR/TW/TW TR/TW/TB TW/TW/TW TW/TW/TB TW/TW/TW TB/TB/TB TB/TB/TB	TR 777 TR 777 TW 778 TW 778 TW 778 TB 780 TB 780	
4 single-pole snap-action switches (without VDE approval)	EMF-1333 EMF-2333 EMF-3333*	TR/TW/TW/TW TW/TW/TW/TW TW/TW/TW/TW	TR 777 TW 778 TW 778	
Fail-safe version	EM-40* EM-50 EM-20 EM-30*	STB STB STW (STB) STW (STB)	STB 782 STB 782 STW (STB) 775 S STW (STB) 775 S	

Technical data

Table of control ranges and probes for TR, TW, TB – liquid-filled

Control range/ limit value range °C	Switching differential %	Max. probe temperature °C	Max. switching head temperature °C	Max. capillary length in mm	Max. sequence contact gap °C	Probe length "L" in mm, probe Ø "d" in mm, Ø "6" = Standard	
						Ø 6	Ø 8
-20 to +40	1	+50	+50	5000	5	245	145
	2.5	+50			8	245	145
	5	+95			25	138	91
	7	+100			50	103	73
0 to 50	1	+60	+60	3000 3000 5000 5000	5	283	165
	2.5	+60			10	283	165
	5	+105			25	159	101
	7	+110			50	117	80
20 to 90	1	+115	+80	1000 1000 5000 5000	7	210	127
	2.5	+115			14	210	127
	5	+140			35	121	82
	7	+175			70	91	67
0 to 100	1	+125	+80	2000 2000 5000 5000	10	157	100
	2.5	+125			20	157	100
	5	+165			50	94	68
	7	+200			100	73	58
30 to 110	1	+135	+80	2000 2000 5000 5000	8	188	116
	2.5	+135			16	188	116
	5	+170			40	110	76
	7	+200			80	84	63
0 to 150	1	+173	+80	1000	15	113	78
	2.5	+173			30	113	78
	5	+200			75	72	57
0 to 200	1	+230	+80	1000	20	113	78
	2.5	+230			40		
50 to 200	1	+230	+80	1000	15	139	92
	2.5	+230			30		
50 to 250	1	+288	+80	1000 1000 5000	20	105	70
	2.5	+288			40	105	70
	5	+300			100	64	49
50 to 300	1	+345	+80	2000	25	87	61
	2.5	+345			50		

JUMO GmbH & Co. KG
 Delivery address: Mackenrodtstraße 14
 36039 Fulda, Germany
 Postal address: 36035 Fulda, Germany
 Phone: +49 661 6003-0
 Fax: +49 661 6003-607
 Email: mail@jumo.net
 Internet: www.jumo.net

JUMO Instrument Co. Ltd.
 JUMO House
 Temple Bank, Riverway
 Harlow, Essex CM20 2DY, UK
 Phone: +44 1279 635533
 Fax: +44 1279 635262
 Email: sales@jumo.co.uk
 Internet: www.jumo.co.uk

JUMO Process Control, Inc.
 6733 Myers Road
 East Syracuse, NY 13057, USA
 Phone: 315-437-5866
 1-800-554-5866
 Fax: 315-437-5860
 Email: info.us@jumo.net
 Internet: www.jumousa.com



Technical data

Table of control ranges and probes for TR, TW, TB – gas-filled

Control range/ limit value range °C	Switching differential %	Max. probe temperature °C	Max. switching head temperature °C	Max. capillary length in mm	Max. sequence contact gap °C	Probe length "L" in mm, probe Ø "d" in mm, Ø "6" = Standard	
						Ø 6	Ø 8
20 to 400	6	+460 +500	+80	5000	75 200	237	137
	10					127	81
20 to 500	3/5	+575	+80	1000 5000 5000	48 95 250	278	158
	6					176	106
	10					95	65

Control ranges and temperature probes for STB and STW (STB) – liquid-filled

Setting range °C	Scale range °C	Max. probe temperature °C	Max. switching head temperature °C	Max. capillary length in mm	Limit value tolerance °C	Probe length "L" in mm, probe Ø "d" in mm, Ø "6" = Standard	
						Ø 6	Ø 8
75 to 100	78	+125	+80	5000	0 -7	84	63
85 to 110	78	+135			0 -7		
120 to 150	77	+173			0 -9	80	57
160 to 200	79	+230			0 -12	64	49
210 to 250	71	+288			0 -13	61	47
250 to 300	79	+345			0 -16	55	–

Control ranges and temperature probes for STB and STW (STB) – gas-filled

Setting range °C	Scale range °C	Max. probe temperature °C	Max. switching head temperature °C	Max. capillary length in mm	Limit value tolerance °C	Probe length "L" in mm, probe Ø "d" in mm, Ø "6" = Standard	
						Ø 6	Ø 8
300 to 400	70	+460	+80	3000	0 -23	148	92
350 to 500	72	+575			0 -29	127	81

When the switching points are permanently factory-set, the deactivation value must be specified in addition to the control range (e.g. control range 80 to 100 °C, permanently set to 95 °C).

Capillary and temperature probes

Type	Scale limit value	Capillary	Temperature probe	Notes
EM- . . .	Up to 200 °C	Copper (Cu) Ø 1.5 mm Material no. Cu-DHP	Copper (Cu) Material no. Cu-DHP Hard soldered	–
	Up to 350 °C	Copper (Cu) Ø 1.5 mm Material no. Cu-DHP	Stainless steel (CrNi) Material no. 1.4571 Hard soldered	–
	Up to 500 °C	Stainless steel (CrNi) Ø 1.5 mm	Stainless steel (CrNi) Material no. 1.4571 Welded	–
	Up to 350 °C	Stainless steel (CrNi) Ø 1.5 mm	Stainless steel (CrNi) Material no. 1.4571 Welded	Available at extra cost
Capillary length	Standard: 1000 mm, max. 5000 mm			
Min. bending radius of capillary	5 mm			

Note:

Upon request the capillary length can be increased up to a maximum of 5,000 mm if the allowable temperature on the sensor, capillary, and switching head is not reached.
 Please let us know the actual temperature values to which the thermostat is exposed.

JUMO GmbH & Co. KG
 Delivery address: Mackenrodtstraße 14
 36039 Fulda, Germany
 Postal address: 36035 Fulda, Germany
 Phone: +49 661 6003-0
 Fax: +49 661 6003-607
 Email: mail@jumo.net
 Internet: www.jumo.net

JUMO Instrument Co. Ltd.
 JUMO House
 Temple Bank, Riverway
 Harlow, Essex CM20 2DY, UK
 Phone: +44 1279 635533
 Fax: +44 1279 635262
 Email: sales@jumo.co.uk
 Internet: www.jumo.co.uk

JUMO Process Control, Inc.
 6733 Myers Road
 East Syracuse, NY 13057, USA
 Phone: 315-437-5866
 1-800-554-5866
 Fax: 315-437-5860
 Email: info.us@jumo.net
 Internet: www.jumousa.com



Electrical data

Switching element 1, 2, 3, or 4 single-pole snap-action switches	EM.-1... EM.-2... EM.-3...	EM-20 EM-30	EM.-4... EM.-5...	EM-40 EM-50	EM.-4.../U EM.-5.../U	EM-40/U EM-50/U
	Microswitch with changeover contact		Microswitch with N/C contact and restart lock		Microswitch with N/C contact, restart lock, and additional signal contact	
Max. contact rating	Switching function Switching differential		N/C contact, terminal 2		N/O contact, terminal 4	
	TR, TW, STW (STB) 2.5 %, 5 %, 6 %, 7 %, 10 %		AC 230 V +10 % 16 (3) A, cos φ = 1 (0.6) DC 230 V +10 %, 0.25 A		AC 230 V +10 % 8 (1.5) A, cos φ = 1 (0.6) DC 230 V +10 %, 0.25 A	
	TB, STB				AC 230 V +10 % 2 (1) A, cos φ = 1 (0.6) DC 230 V +10 %, 0.25 A	
	TR, TW 1 %, 3 %		AC 230 V +10 %, 6 (2) A, cos φ = 1 (0.6) DC 230 V +10 %, 0.25 A			
	TR, TW 2.5 %		Microswitch with gold plating, extra code "702" AC/DC 24 V, 0.1 A			
Contact reliability	To ensure the greatest possible switching reliability we recommend a minimum load of: For silver contacts: AC/DC = 24 V, 100 mA For gold-plated contacts (abbreviation "702"): AC/DC = 10 V, 5 mA					
Rating surge voltage	2500 V (via the switching contacts 400 V)					
Overvoltage category	II					
Required fuse rating	See max. switching capacity					
Electrical connection	Standard		Tab connector A 6.3 × 0.8 DIN 46 244			
	Extra code 699		Screw connection up to 2.5 mm ² conductor cross section (available at extra cost) - also suitable for retrofitting -			

Operating data

Switching differential in % from the control range / limit value range	Switching function	With liquid-filled measuring system		
		Rated value	Possible actual value	
	TR, TW	2.5	Approx. 2.5 - 3.5	Standard
		5	Approx. 5 - 6	Upon request
		7	Approx. 7 - 8	Upon request
		1	Approx. 1 - 2	Surcharge
		With gas-filled measuring system		
	STW (STB)	5	Approx. 5 - 11	Standard
		6	Approx. 6 - 14	Upon request
		10	Approx. 10 - 16	Upon request
3		Approx. 2.5 - 4	Surcharge	
With liquid-filled measuring system				
Sequence contact gap on multi-pole version	With switching differential	Sequence contact gap relative to scale range		Switching point accuracy of the sequence contact gaps from the scale range
		Minimum	Maximum	
1 % 2.5 % 3 %, 5 % 6 %, 7 %, 10 %		1 %	According to control range table	≤ 1 %
		1 %		≤ 1 %
		2 %		< 2 %
		3 %		< 3 %
The spacing of the additional contacts can be specified in °C in relation to the setpoint of contact 1. Prefix - = switching before reaching the setpoint value Prefix + = switching after reaching the setpoint value For the synchronized version, specify "0" as the sequence contact gap				

JUMO GmbH & Co. KG
 Delivery address: Mackenrodtstraße 14
 36039 Fulda, Germany
 Postal address: 36035 Fulda, Germany
 Phone: +49 661 6003-0
 Fax: +49 661 6003-607
 Email: mail@jumo.net
 Internet: www.jumo.net

JUMO Instrument Co. Ltd.
 JUMO House
 Temple Bank, Riverway
 Harlow, Essex CM20 2DY, UK
 Phone: +44 1279 635533
 Fax: +44 1279 635262
 Email: sales@jumo.co.uk
 Internet: www.jumo.co.uk

JUMO Process Control, Inc.
 6733 Myers Road
 East Syracuse, NY 13057, USA
 Phone: 315-437-5866
 1-800-554-5866
 Fax: 315-437-5860
 Email: info.us@jumo.net
 Internet: www.jumousa.com



Operating data

Switching point accuracy in % of control range/limit value range	Switching function	Switching differential		In the upper third of the scale or limit value						
		Liquid-filled	Gas-filled							
	TR	1 %, 2.5 % 5 % 7 %	- 3 %, 5 % 6 %, 10 %	±1.5 % ±3 % ±4 %						
	TW	1 %, 2.5 % 5 % 7 %	- 3 %, 5 % 6 %, 10 %	±1.5 % ±3 % ±4 %						
	TB	-	-	0 % -5 %						
	STB, STW (STB)	See table for control ranges and probes on page 3								
Mid ambient temperature influence	Deviation of the ambient temperature at the switching head and/or capillary from the 22 °C calibration ambient temperature produces a switching point offset. Higher ambient temperatures = lower switching point Lower ambient temperature = higher switching point									
	For temperatures with scale limit value/limit value									
	< 200 °C		≥ 200 °C ≤ 350 °C		≥ 400 °C ≤ 500 °C					
	TR, TW, TB	STW, STB	TR, TW, TB	STW, STB	TR, TW, TB, STW, STB					
	Switching differential in %									
	1/2.5	5	7	7/-	1/2.5	5	7/-	3/5	6	10
	Ambient temperature influence on the switching head in %/°C									
0.15	0.26	0.34	0.43	0.12	0.21	0.35	0.12	0.17	0.24	
Ambient temperature influence on the capillary in %/m										
0.05 × °C × m	0.09 × °C × m	0.04 × °C × m	0.07 × °C × m	0.05 × °C × m						
Temperature compensation* (TK)	* For detailed information see diagram on page 9									
Temperatures	Allowable storage temperature: -50 to +50 °C		Allowable ambient temperature for use: max. 80 °C							
Nominal position (NL)	Any									

Casing

Casing: galvanized sheet steel	Standard mounting	With 2 M3 screws, spaced 22 mm
	Extra code 704	With 2 M4 screws, spaced 28 mm
	Extra code 705	With 2 M3 screws, spaced 33 mm
	Extra code 710	Central mounting M10 × 1 with acorn nut (only for TB and STB)
Setpoint value setting	TR: Switching point adjustable from the outside using the rotary knob	TW, TB, STB, STW (STB): Switching point adjustable with a screwdriver
	Types EM-3, EM-4, EM-33, EM-44, EM-444, EM-3333, EM-30, EM-40 Permanently set at the factory to customer requirements	
Setpoint adjuster	See data sheet 606715	
Scale range	Standard: 250° (for STB and STW (STB) see table for control ranges and probes on page 3)	
Protection type	EN 60529-IP00	
Weight	Approx. 0.3 kg	

Process connection*

EM series with capillary	Plain cylindrical probe "10" (standard)	
	Screw-in protection tube "20" (upon request) Screw-in sleeve with screw-in spigot G 1/2 form A as per DIN 3852/2 and clamping piece with fixing screw for securing the probe	
Material	Protection tube	Up to 150 °C CuZn as standard Above 150 °C CrNi
Insertion length S	Standard lengths: 100, 120, 150, 200, or 300 mm (different lengths upon request)	
Immersion tube Ø	D = 8 mm, D = 10 mm	

* See data sheet 606710 for additional process connections and protection tubes

JUMO GmbH & Co. KG
 Delivery address: Mackenrodtstraße 14
 36039 Fulda, Germany
 Postal address: 36035 Fulda, Germany
 Phone: +49 661 6003-0
 Fax: +49 661 6003-607
 Email: mail@jumo.net
 Internet: www.jumo.net

JUMO Instrument Co. Ltd.
 JUMO House
 Temple Bank, Riverway
 Harlow, Essex CM20 2DY, UK
 Phone: +44 1279 635533
 Fax: +44 1279 635262
 Email: sales@jumo.co.uk
 Internet: www.jumo.co.uk

JUMO Process Control, Inc.
 6733 Myers Road
 East Syracuse, NY 13057, USA
 Phone: 315-437-5866
 1-800-554-5866
 Fax: 315-437-5860
 Email: info.us@jumo.net
 Internet: www.jumousa.com



Connection diagrams

EM-1 EM-2 EM-3		EM-4 EM-5	
EMF-13 EMF-23 EMF-33 Setpoint value: I Sequence contact: II		EM-4/U EM-5/U	
EMF-133 EMF-233 EMF-333 Setpoint value: I Sequence contact: II, III		EM-40 EM-50 I = N/C contact with system break and $T < -10^{\circ}\text{C}$: I II = Limit value: II	
EMF-1333 EMF-2333 EMF-3333 Setpoint value: I Sequence contact: II, III, IV		EM-40/U EM-50/U I = N/C contact with system break and $T < -10^{\circ}\text{C}$: I II = Limit value: II	
Example: EMF-1334 For further type variants, combine the connection diagrams respectively		EM-20 EM-30 I = N/C contact with system break and $T < -10^{\circ}\text{C}$: I II = Limit value: II	

JUMO GmbH & Co. KG

Delivery address: Mackenrodtstraße 14
36039 Fulda, Germany
Postal address: 36035 Fulda, Germany
Phone: +49 661 6003-0
Fax: +49 661 6003-607
Email: mail@jumo.net
Internet: www.jumo.net

JUMO Instrument Co. Ltd.

JUMO House
Temple Bank, Riverway
Harlow, Essex CM20 2DY, UK
Phone: +44 1279 635533
Fax: +44 1279 635262
Email: sales@jumo.co.uk
Internet: www.jumo.co.uk

JUMO Process Control, Inc.

6733 Myers Road
East Syracuse, NY 13057, USA
Phone: 315-437-5866
1-800-554-5866
Fax: 315-437-5860
Email: info.us@jumo.net
Internet: www.jumousa.com



Approvals/approval marks

Approval marks	Inspection authority	Certificates / inspection number	Inspection basis	Valid for
DIN	DIN CERTCO/TÜV Süd	TR777	DIN EN 14597	EM.-1
DIN	DIN CERTCO/TÜV Süd	TW778	DIN EN 14597	EM.-2, EM.-3
DIN	DIN CERTCO/TÜV Süd	TB780	DIN EN 14597	EM-4, EM-5
DIN	DIN CERTCO/TÜV Süd	STW(STB)775 S	DIN EN 14597	EM-20, EM-30
DIN	DIN CERTCO/TÜV Süd	STB782	DIN EN 14597	EM-40, EM-50
DIN	TÜV Süd	B _{10d} = 250.000 ^a	DIN EN ISO 13849-1	EM-20, EM-30, EM-40, EM-50
PED	TÜV Süd	Z-IS-TAF-MUC-18-06-2652099-07102504	2014/68/EU	EM-20, EM-30, EM-40, EM-50
CSA	KEMA/Holland	1701699; C481302	CSA standard, C 22.2	EM-1, EM-2, EM-4, EM-50
c CSA us	KEMA/Holland	C3337-01; C3337-81	Gas directive	EM-1, EM-2, EM-3, EM-4, EM-40, EM-50
UL	UL	E66358	UL 873, CSA-22.2 No. 24	EM-...
UL	UL	MH45736	UL 353, CSA-22.2 No. 24	EM-4, EM-5, EM-40, EM-50, EM-80, EM-14, EM-24, EM-44, EM-54, EM-134, EM-234, EM-444, EM-544, EM-1334, EM-2334, EM-4444, EM-5444
EAC ^b	Gost Norm AG	TC RU C-DE.AB98.B.00348	Technical rules of the customs union Russia/Belarus/Kazakhstan	EM-...

^a For detailed information please refer to safety manual JUMO EM: 602021, 602026.

^b Russian documentation upon request.

JUMO GmbH & Co. KG
 Delivery address: Mackenrodtstraße 14
 36039 Fulda, Germany
 Postal address: 36035 Fulda, Germany
 Phone: +49 661 6003-0
 Fax: +49 661 6003-607
 Email: mail@jumo.net
 Internet: www.jumo.net

JUMO Instrument Co. Ltd.
 JUMO House
 Temple Bank, Riverway
 Harlow, Essex CM20 2DY, UK
 Phone: +44 1279 635533
 Fax: +44 1279 635262
 Email: sales@jumo.co.uk
 Internet: www.jumo.co.uk

JUMO Process Control, Inc.
 6733 Myers Road
 East Syracuse, NY 13057, USA
 Phone: 315-437-5866
 1-800-554-5866
 Fax: 315-437-5860
 Email: info.us@jumo.net
 Internet: www.jumousa.com



Dimensions

<p>EM-1 EM-2 EM-3 EM-4 EM-5</p>	<p>Technical drawings for EM series: (1) Top view showing a circular face with a 250°C temperature range, dimensions 21, 6, 15, 38, and B. (2) Side view showing a depth of 46, a diameter of 36.5, and a connection diameter of Ø1.5. (3) Front view showing a width of 29 and a height of 52.</p>	<p>(1) Restart knob only with abbreviation 4 and 5 (2) Not applicable with abbreviation 2, 3, 4, and 5 (3) Tab connector DIN 46244-A6.3-0.8</p>	<table border="1"> <thead> <tr> <th></th> <th>B</th> <th>G</th> </tr> </thead> <tbody> <tr> <td>Standard</td> <td>22</td> <td>M3</td> </tr> <tr> <td>Extra code 704</td> <td>28</td> <td>M4</td> </tr> <tr> <td>Extra code 705</td> <td>33</td> <td>M3</td> </tr> </tbody> </table>		B	G	Standard	22	M3	Extra code 704	28	M4	Extra code 705	33	M3
	B	G													
Standard	22	M3													
Extra code 704	28	M4													
Extra code 705	33	M3													
<p>EMF-13 EMF-20 EMF-23 EMF-30 EMF-33 EMF-14 EMF-24 EMF-40 EMF-44 EMF-50 EMF-54</p>	<p>Technical drawings for EMF series: (1) Top view showing a circular face with a 250°C temperature range, dimensions 21, 11, 15, 38, and B. (2) Side view showing a depth of 46, a diameter of 36.5, and a connection diameter of Ø1.5. (3) Front view showing a width of 38 and a height of 52.</p>	<p>(1) Restart knob only with abbreviation 40, 44, 50, and 5 (2) Not applicable with abbreviation 2, 3, 4, 5, 20, 30, 40, and 50 (3) Tab connector DIN 46244-A6.3-0.8</p>	<table border="1"> <thead> <tr> <th></th> <th>B</th> <th>G</th> </tr> </thead> <tbody> <tr> <td>Standard</td> <td>22</td> <td>M3</td> </tr> <tr> <td>Extra code 704</td> <td>28</td> <td>M4</td> </tr> <tr> <td>Extra code 705</td> <td>33</td> <td>M3</td> </tr> </tbody> </table>		B	G	Standard	22	M3	Extra code 704	28	M4	Extra code 705	33	M3
	B	G													
Standard	22	M3													
Extra code 704	28	M4													
Extra code 705	33	M3													

JUMO GmbH & Co. KG
 Delivery address: Mackenrodtstraße 14
 36039 Fulda, Germany
 Postal address: 36035 Fulda, Germany
 Phone: +49 661 6003-0
 Fax: +49 661 6003-607
 Email: mail@jumo.net
 Internet: www.jumo.net

JUMO Instrument Co. Ltd.
 JUMO House
 Temple Bank, Riverway
 Harlow, Essex CM20 2DY, UK
 Phone: +44 1279 635533
 Fax: +44 1279 635262
 Email: sales@jumo.co.uk
 Internet: www.jumo.co.uk

JUMO Process Control, Inc.
 6733 Myers Road
 East Syracuse, NY 13057, USA
 Phone: 315-437-5866
 1-800-554-5866
 Fax: 315-437-5860
 Email: info.us@jumo.net
 Internet: www.jumousa.com



Dimensions

<p>EMF-133 EMF-134 EMF-233 EMF-234 EMF-333 EMF-444 EMF-544</p>		<p>(1) Restart knob only with abbreviation 444, 544 (2) Not applicable with abbreviation 2, 3, 4, and 5 (3) Tab connector DIN 46244-A6.3-0.8</p> <table border="1"> <thead> <tr> <th></th> <th>B</th> <th>G</th> </tr> </thead> <tbody> <tr> <td>Standard</td> <td>22</td> <td>M3</td> </tr> <tr> <td>Extra code 704</td> <td>28</td> <td>M4</td> </tr> <tr> <td>Extra code 705</td> <td>33</td> <td>M3</td> </tr> </tbody> </table>		B	G	Standard	22	M3	Extra code 704	28	M4	Extra code 705	33	M3
	B	G												
Standard	22	M3												
Extra code 704	28	M4												
Extra code 705	33	M3												
<p>EMF-1333 EMF-2333 EMF-3333</p>		<p>(1) Restart knob only with abbreviation 4444 (2) Not applicable with abbreviation 2, 3, 4, and 5 (3) Tab connector DIN 46244-A6.3-0.8</p> <table border="1"> <thead> <tr> <th></th> <th>B</th> <th>G</th> </tr> </thead> <tbody> <tr> <td>Standard</td> <td>22</td> <td>M3</td> </tr> <tr> <td>Extra code 704</td> <td>28</td> <td>M4</td> </tr> <tr> <td>Extra code 705</td> <td>33</td> <td>M3</td> </tr> </tbody> </table>		B	G	Standard	22	M3	Extra code 704	28	M4	Extra code 705	33	M3
	B	G												
Standard	22	M3												
Extra code 704	28	M4												
Extra code 705	33	M3												
<p>Screw connection EM-1 Extra code 699</p>														

JUMO GmbH & Co. KG
 Delivery address: Mackenrodtstraße 14
 36039 Fulda, Germany
 Postal address: 36035 Fulda, Germany
 Phone: +49 661 6003-0
 Fax: +49 661 6003-607
 Email: mail@jumo.net
 Internet: www.jumo.net

JUMO Instrument Co. Ltd.
 JUMO House
 Temple Bank, Riverway
 Harlow, Essex CM20 2DY, UK
 Phone: +44 1279 635533
 Fax: +44 1279 635262
 Email: sales@jumo.co.uk
 Internet: www.jumo.co.uk

JUMO Process Control, Inc.
 6733 Myers Road
 East Syracuse, NY 13057, USA
 Phone: 315-437-5866
 1-800-554-5866
 Fax: 315-437-5860
 Email: info.us@jumo.net
 Internet: www.jumousa.com

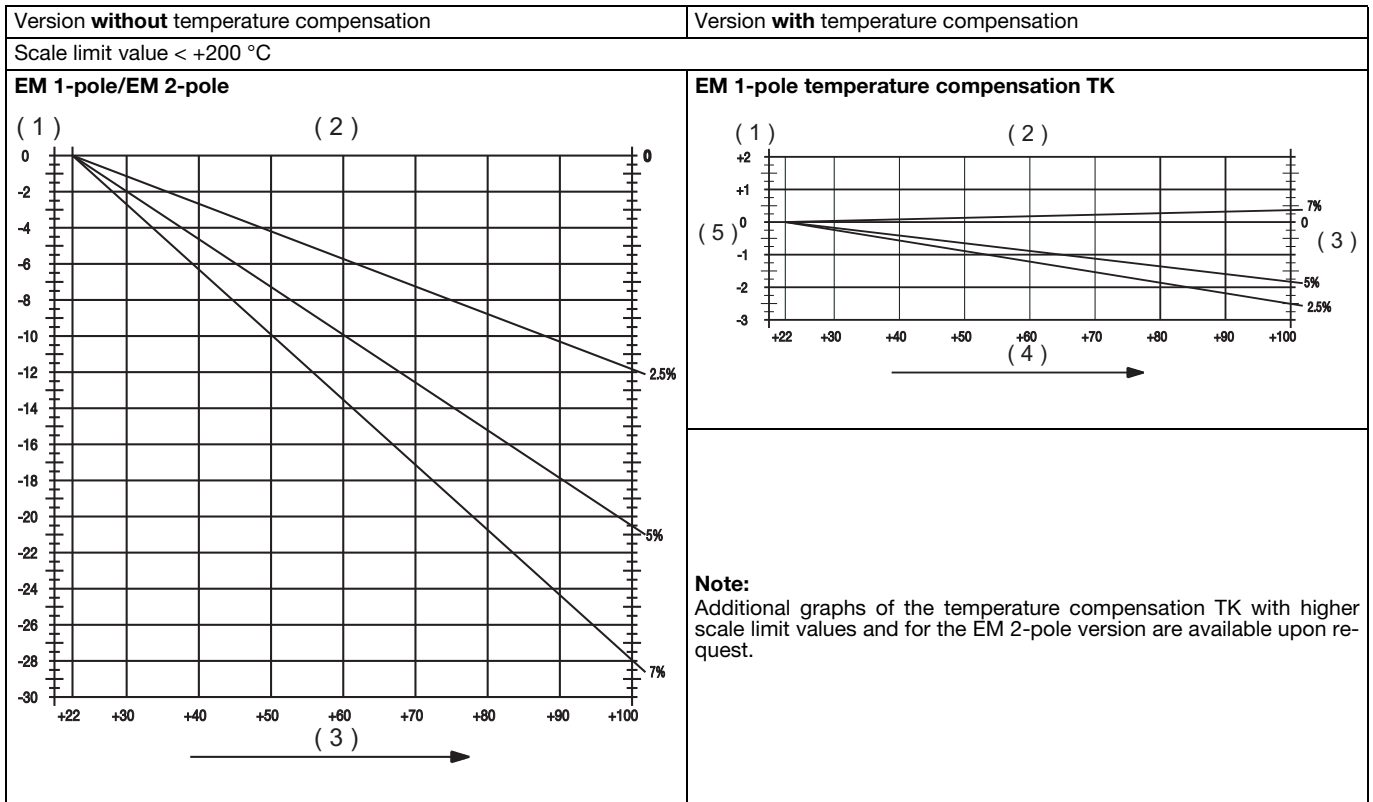


Temperature compensation (TK)

Any change in the temperature at the switching head from the 22 °C calibration ambient temperature will produce a deviation of the switching point. For ambient temperatures that fluctuate strongly, it is advisable to use thermostats with temperature compensation (extra code "TK").

The switching point deviation depends on the ambient temperature at the switching head and takes the switching differential into consideration.

The temperature influence on the capillary is not yet taken into account and can result in an additional error.



- (1) % of the control range
- (2) **Without temperature compensation**
- (3) Ambient temperature [°C]

- (1) % of the control range scope
- (2) **With temperature compensation**
- (3) Switching differential
- (4) Ambient temperature [°C]
- (5) Switching point deviation

JUMO GmbH & Co. KG
 Delivery address: Mackenrodtstraße 14
 36039 Fulda, Germany
 Postal address: 36035 Fulda, Germany
 Phone: +49 661 6003-0
 Fax: +49 661 6003-607
 Email: mail@jumo.net
 Internet: www.jumo.net

JUMO Instrument Co. Ltd.
 JUMO House
 Temple Bank, Riverway
 Harlow, Essex CM20 2DY, UK
 Phone: +44 1279 635533
 Fax: +44 1279 635262
 Email: sales@jumo.co.uk
 Internet: www.jumo.co.uk

JUMO Process Control, Inc.
 6733 Myers Road
 East Syracuse, NY 13057, USA
 Phone: 315-437-5866
 1-800-554-5866
 Fax: 315-437-5860
 Email: info.us@jumo.net
 Internet: www.jumousa.com



Stock items

(Delivery within 3 working days after receipt of order)

Part no.	Type	Control range °C	Switching differential %	Capillary mm	Process connection	Probe Ø × length mm
60001231	EM-1	-20 to +40	2.5	2000	"10" plain cylindrical probe	6×245
60000492	EM-1	0 to 50	2.5	1000		6×283
60001142	EM-1	20 to 90	2.5	1000		6×210
60000493	EM-1	20 to 90	7.0	1000		6×91
60000494	EM-1	0 to 100	2.5	1000		6×157
60000219	EM-1	0 to 100	2.5	2000		6×157
60000285	EM-1	30 to 110	7.0	1000		6×84
60000921	EM-1	0 to 150	2.5	1000		6×113
60001141	EM-1	0 to 200	2.5	1000		6×114
60000220	EM-1	0 to 200	2.5	2000		6×114
60000495	EM-1	50 to 300	2.5	1000		6×88
60000923	EM-1	50 to 300	2.5	2000		6×88
60002119	EM-1	20 to 400	6.0	1000		8×137
60002083	EM-1	20 to 500	5.0	1000		8×159
60000214	EM-2	0 to 50	2.5	1000		6×286
60000497	EM-2	0 to 150	2.5	1000		6×113
60000213	EM-2	0 to 150	2.5	2000		6×113
60001380	EM-2	50 to 300	2.5	1000		6×88
60002120	EM-2	20 to 400	6.0	1000		8×137
60002084	EM-2	20 to 500	5.0	1000		8×159
60002112	EM-2	20 to 500	6.0	2000		8×159
60000924	EM-5	0 to 150	2.5	1000		6×113
60000929	EM-5	0 to 200	2.5	1000		6×114
60000211	EM-5	50 to 300	2.5	1000		6×88
60002085	EM-5	20 to 500	5.0	1000		8×159
60002244	EM-50/574, 710	300 to 400	— —	1000		6×148
60002245	EM-50/574, 710	350 to 500	— —	1000		6×127

JUMO GmbH & Co. KG
 Delivery address: Mackenrodtstraße 14
 36039 Fulda, Germany
 Postal address: 36035 Fulda, Germany
 Phone: +49 661 6003-0
 Fax: +49 661 6003-607
 Email: mail@jumo.net
 Internet: www.jumo.net

JUMO Instrument Co. Ltd.
 JUMO House
 Temple Bank, Riverway
 Harlow, Essex CM20 2DY, UK
 Phone: +44 1279 635533
 Fax: +44 1279 635262
 Email: sales@jumo.co.uk
 Internet: www.jumo.co.uk

JUMO Process Control, Inc.
 6733 Myers Road
 East Syracuse, NY 13057, USA
 Phone: 315-437-5866
 1-800-554-5866
 Fax: 315-437-5860
 Email: info.us@jumo.net
 Internet: www.jumousa.com



Order details:

Panel-mounted thermostats, EM series

Order code (1) Basic type

602021 EM panel-mounted thermostat with microswitch, with capillary

(2) Basic type extensions

0001	EM-1	Temperature controller	TR	
0002	EM-2	Temperature monitor	TW	
0003	EM-3*	Temperature monitor	TW	1-pole
0004	EM-4*	Temperature limiter	TB	
0005	EM-5	Temperature limiter	TB	
0013	EMF-13	Temperature controller	TR/TW	
0023	EMF-23	Temperature monitor	TW/TW	
0033	EMF-33*	Temperature monitor	TW/TW	
0014	EMF-14	Temperature controller	TR/TB	2-pole
0024	EMF-24	Temperature monitor	TW/TB	
0044	EMF-44*	Temperature limiter	TB/TB	
0054	EMF-54	Temperature limiter	TB/TB	
0133	EMF-133	Temperature controller	TR/TW/TW	
0134	EMF-134	Temperature controller	TR/TW/TB	
0233	EMF-233	Temperature monitor	TW/TW/TW	
0234	EMF-234	Temperature monitor	TW/TW/TB	3-pole
0333	EMF-333*	Temperature monitor	TW/TW/TW	
0444	EMF-444*	Temperature limiter	TB/TB/TB	
0544	EMF-544	Temperature limiter	TB/TB/TB	
1333	EMF-1333	Temperature controller	TR/TW/TW/TW	
2333	EMF-2333	Temperature monitor	TW/TW/TW/TW	4-pole
3333	EMF-3333*	Temperature monitor	TW/TW/TW/TW	
0020	EM-20	Safety temperature monitor	STW (STB)	
0030	EM-30*	Safety temperature monitor	STW (STB)	
0040	EM-40*	Safety temperature limiter	STB	
0050	EM-50	Safety temperature limiter	STB	

* Setpoint value/limit value permanently set at the factory to customer requirements

(3) Control ranges/limit value ranges

For TR, TW, and TB

013	-20 to +40
021	0 to 50
041	20 to 90
025	0 to 100
052	30 to 110
027	0 to 150
028	0 to 200
062	50 to 200
063	50 to 250
064	50 to 300
045	20 to 400
046	20 to 500

Adjustable for STB and STW (STB)

075	75 to 100
085	85 to 110
090	120 to 150
091	160 to 200
092	210 to 250
094	250 to 300
095	300 to 400
096	350 to 500
000	For limits with fixed settings

JUMO GmbH & Co. KG

Delivery address: Mackenrodtstraße 14
36039 Fulda, Germany
Postal address: 36035 Fulda, Germany
Phone: +49 661 6003-0
Fax: +49 661 6003-607
Email: mail@jumo.net
Internet: www.jumo.net

JUMO Instrument Co. Ltd.

JUMO House
Temple Bank, Riverway
Harlow, Essex CM20 2DY, UK
Phone: +44 1279 635533
Fax: +44 1279 635262
Email: sales@jumo.co.uk
Internet: www.jumo.co.uk

JUMO Process Control, Inc.

6733 Myers Road
East Syracuse, NY 13057, USA
Phone: 315-437-5866
1-800-554-5866
Fax: 315-437-5860
Email: info.us@jumo.net
Internet: www.jumousa.com

**Order details:****Panel-mounted thermostats, EM series****Order code (4) Limit value with fixed settings**

000 For adjustable control range/limit value range
... Specification in °C (must be only within the control ranges/limit value ranges)

(5) Switching differential

00 Without switching differential (-40 STB, -50 STB)
10 1 %* of the scale range
25 2.5 %* of the scale range with liquid-filled measuring systems
50 5 %** of the scale range
70 7 %** of the scale range
30 3 %* of the scale range
50 5 %** of the scale range with gas-filled measuring systems
60 6 %* of the scale range
01 10 %* of the scale range
* Only with TR + TW
** Only with TR, TW, and STW



(6) Capillary length

1000 1000 mm
2000 2000 mm
3000 3000 mm
4000 4000 mm
5000 5000 mm
... Special length, specification in mm
(for the max. allowable length see "Technical data")

(7) Capillary material

40 Cu (Copper)
20 CrNi (stainless steel)

(8) Process connection*

10 Plain cylindrical probe 
20 Screw-in protection tube 
* For different types of connections and protection tube refer to data sheet 606710

(9) Thread of process connection

00 Without thread (process connection "10")
13 External thread G 1/2

(10) Material of process connection

00 Only with process connection "10"
46 CuZn (brass)
20 CrNi (stainless steel 1.4571)

(11) Insertion length "S" (immersion tube length)

000 Without thermowell
100 100 mm
150 150 mm
200 200 mm
300 300 mm
400 400 mm
... Special length, specification in mm (max. 500 mm)

JUMO GmbH & Co. KG
 Delivery address: Mackenrodtstraße 14
 36039 Fulda, Germany
 Postal address: 36035 Fulda, Germany
 Phone: +49 661 6003-0
 Fax: +49 661 6003-607
 Email: mail@jumo.net
 Internet: www.jumo.net

JUMO Instrument Co. Ltd.
 JUMO House
 Temple Bank, Riverway
 Harlow, Essex CM20 2DY, UK
 Phone: +44 1279 635533
 Fax: +44 1279 635262
 Email: sales@jumo.co.uk
 Internet: www.jumo.co.uk

JUMO Process Control, Inc.
 6733 Myers Road
 East Syracuse, NY 13057, USA
 Phone: 315-437-5866
 1-800-554-5866
 Fax: 315-437-5860
 Email: info.us@jumo.net
 Internet: www.jumousa.com



Order details:

Panel-mounted thermostats, EM series

Order code (12) Diameter "D" (immersion tube diameter)

00 Without protection tube
 8 8 mm
 10 10 mm

(13) Diameter "d" (probe diameter)

6 6 mm
 8 8 mm

(14) Extra codes*

000 Without extra codes
 574 Microswitch with N/C contact, restart lock, and additional signal contact (only for TB and STB)
 702 Snap-action switch contact, gold plated (only with 1-pole and 2-pole version)
 699 Screw connection up to 2.5 mm² conductor cross section
 704 Switching head mounting with 2 M4 screws, spaced 28 mm
 705 Switching head mounting with 2 M3 screws, spaced 33 mm
 710 Central mounting with acorn nut (only for TB and STB)
 707 Temperature compensation (only with 1-pole and 2-pole version)

* State extra codes one after another, separated by commas

Sequence contact gap for 2-pole, 3-pole, and 4-pole devices
 Specify in plain text (e.g. 2 °C, 5 °C, 8 °C)

Order code

(1) (2) (3) (4) (5) (6) (7) (8) (9) (10) (11) (12) (13) (14)
 602021 / [....] - [...] - [...] - [...] - [...] - [...] - [...] - [...] - [...] - [...] - [...] - [...] - [...] / [...], ... , ...

Order example

602021 / [0005] - [052] - [000] - [00] - [2000] - [40] - [10] - [00] - [00] - [000] - [00] - [6] / [574*], 710

* State extra codes one after another, separated by commas.