



## PS316-Z12-K360

- Design to EN 50041
- cable entry 1 x M20 x 1,5
- thermoplastic enclosure with foldable latching cover
- Simple and quick to adjust the control elements by 45°.
- Quick connection technology as connection terminals rotated by 45°

### Data

#### Ordering data

Product type description	PS316-Z12-K360
Article number (order number)	103015136
EAN (European Article Number)	4030661502687

#### Certifications

Certificates	cULus CCC EAC
--------------	---------------------

#### General data

Product name	PS316 with offset roller lever K360
Standards	IEC 60947-5-1
Housing construction form	Norm construction design
Enclosure material	Plastic, glass-fibre-reinforced
Material of the contacts, electrical	Silver
Gross weight	119.3 g

#### General data - Features

Safety functions	Yes
Number of auxiliary contacts	1
Number of safety contacts	2

## Safety appraisal

Standards	ISO 13849-1
Mission Time	20 Year(s)

## Safety appraisal - Safety outputs

B10d Normally-closed contact (NC)	20,000,000 Operations
-----------------------------------	-----------------------

## Mechanical data

Actuating element	Offset roller lever K360
Mechanical life, minimum	10,000,000 Operations
Positive break force, minimum	50 N
Actuating speed, minimum	10 mm/min
Actuating speed, maximum	1 m/s

## Mechanical data - Connection technique

Terminal Connector	Screw connection
Cable section, minimum	0.34 mm <sup>2</sup>
Cable section, maximum	1.5 mm <sup>2</sup>

## Mechanical data - Dimensions

Height of sensor	129 mm
Length of sensor	37 mm
Width of sensor	41 mm

## Ambient conditions

Protection class	IP66 IP67
Ambient temperature, minimum	-30 °C
Ambient temperature, maximum	+80 °C

## Ambient conditions - Insulation value

Rated impulse withstand voltage	4 kV
---------------------------------	------

## Electrical data

Thermal test current	5 A
Required rated short-circuit current to EN 60947-5-1	400 A
Utilisation category AC-15	240 VAC
Utilisation category AC-15	3 A
Utilisation category DC-13	24 VDC
Utilisation category DC-13	3 A

Switching element	1 NO contact, 2 NC contacts
Switching principle	Snap switch element
Switching frequency	5,000 /h

## Ordering code

Product type description:

PS(2)-(3)-(4)-(5)-(6)-(7)-(8)-(9)-(10)-(11)-  
(12)

(2)

**315** Metal enclosure

**316** Thermoplastic enclosure

(3)

**without** L-hole (standard)

**L** elongated hole

(4)

**Z11** Snap action 1 NO contact / 1 NC contact

**Z02** Snap action 2 NC contacts

**Z12** Snap action 1 NO contact / 2 NC contact

**Z11R** Snap action 1 NO contact / 1 NC contact with latching

**Z02R** Snap action 2 NC contacts with latching

**T11** Slow action 1 NO contact / 1 NC contact

**T02** Slow action 2 NC contacts

**T20** Slow action 2 NO contact

**T12** Slow action 1 NO contact / 2 NC contact

**T21** Slow action 2 NO contact / 1 NC contact

**T03** Slow action 3 NC contacts

**T11UE** Slow action 1 NO contact / 1 NC contact with overlapping contacts

**T02H** Slow action 2 NC contacts with staggered contacts

(5)

**without** Contacts silver plated (Standard)

**A1** Gold contacts 0,3 µm

**A2** Gold contacts 1,0 µm

**A3** Gold contacts 3,0 µm

(6)

**without** without indication light

**G** integrated status display

(7)

**without** Cable entry M20

**ST** Connector plug M12 - plastic - bottom

**STM** Connector plug M12, metal

(8)

**S200** plunger S200 Ø 6 mm

**S300** Plunger - plastic - tappet width Ø 9 mm

**R300** Roller plunger - plastic roller - width 4.6 mm

**R302** Roller plunger - brass roller - width 4.6 mm

**K360** Angle roller lever with plastic roller Ø 20 mm - left-bent

**K370** Angle roller lever with plastic roller Ø 20 mm - right-bent

**H300** Roller lever - plastic roller Ø 25 mm

**H301** Roller lever - stainless steel roller Ø 25 mm

**H302** Roller lever - brass roller Ø 25 mm

**H310** Roller lever - plastic roller Ø 20 mm

**H311** Roller lever - stainless steel roller Ø 20 mm

**H312** Roller lever - brass roller Ø 20mm

**H326** Roller lever - rubber roller Ø 20mm

**N300** Roller lever - plastic roller Ø 25 mm

**N301** Roller lever - stainless steel roller Ø 20 mm

**N306** Roller lever - rubber roller Ø 20mm

**N360** Roller lever - plastic roller Ø 20 mm - width 9.8 mm - long

**N370** Roller lever - plastic roller Ø 20 mm - width 9.8 mm - very long

**J300** Rod lever - plastic - 200mm -Ø 6mm

**F230** Spring rod - plastic

**F231** Spring rod - stainless steel

**A200** Special actuating bolt - plastic - valve control

(9)

**without** no intent rotation (Standard)

**U1** intent rotation 45°

**U2** intent rotation 90°

**U3** intent rotation 135°

**U4** intent rotation 180°

**U5** intent rotation 225°

**U6** intent rotation 275°

**U7** intent rotation 315°

(10)

**without** no lever rotation (Standard)

**X1** lever rotation 15°

**X2** lever rotation 30°

<b>X3</b>	lever rotation 45°
<b>X4</b>	lever rotation 60°
<b>X5</b>	lever rotation 75°
<b>X6</b>	lever rotation 90°
<b>X7</b>	lever rotation 105°
<b>X8</b>	lever rotation 120°
<b>X9</b>	lever rotation 135°
<b>X10</b>	lever rotation 150°
<b>X11</b>	lever rotation 165°
<b>X12</b>	lever rotation 180°
<b>X13</b>	lever rotation 195°
<b>X14</b>	lever rotation 210°
<b>X15</b>	lever rotation 225°
<b>X16</b>	lever rotation 240°
<b>X17</b>	lever rotation 255°
<b>X18</b>	lever rotation 270°
<b>X19</b>	lever rotation 285°
<b>X20</b>	lever rotation 300°
<b>X21</b>	lever rotation 315°
<b>X22</b>	lever rotation 330°
<b>X23</b>	lever rotation 345°

(11)

**without** Roller outside (Standard)

**I** Roller inside

(12)

**without** -30...+80°C (Standard)

**T** -40...+80°C

## Documents

### Operating instructions and Declaration of conformity

(444,8 kB, 19.11.2019)

### Operating instructions (supplementary sheet/quick guide)

(408,0 kB, 10.05.2019, Revision A)

### UL Certificate

(211,5 kB, 01.08.2019)

## CCC certification

(6,9 MB, 21.08.2019)

## EAC certification

## SISTEMA-VDMA library

(134,9 kB, 19.06.2019)

## Pictures

### Product picture (catalogue individual photo)



ID: kps3kf02

| 79,1 kB | .jpg | 27.093 x 47.329 mm - 320 x 559 Pixel  
- 300 dpi

| 47,1 kB | .png | 74.083 x 129.469 mm - 210 x 367  
Pixel - 72 dpi

| 726,7 kB | .jpg | 352.778 x 616.656 mm - 1000 x  
1748 Pixel - 72 dpi

### Product picture (catalogue individual photo)



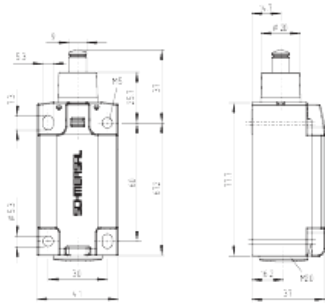
ID: kps3kf05

| 23,1 kB | .png | 74.083 x 83.961 mm - 210 x 238  
Pixel - 72 dpi

| 294,7 kB | .jpg | 352.778 x 400.05 mm - 1000 x 1134  
Pixel - 72 dpi

| 32,3 kB | .jpg | 27.009 x 30.649 mm - 319 x 362 Pixel  
- 300 dpi

## Dimensional drawing basic component



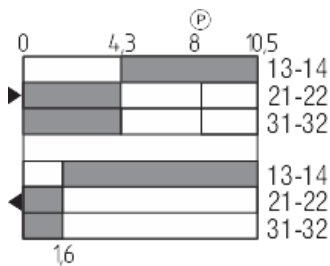
ID: kps3xg01

| 5,0 kB | .png | 74.083 x 70.203 mm - 210 x 199 Pixel  
- 72 dpi

| 140,3 kB | .jpg | 352.778 x 333.728 mm - 1000 x 946  
Pixel - 72 dpi

| 35,0 kB | .jpg | 112.889 x 106.892 mm - 320 x 303  
Pixel - 72 dpi

## Switch travel diagram

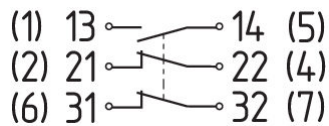


ID: kps31s22

| 27,8 kB | .jpg | 112.889 x 91.017 mm - 320 x 258  
Pixel - 72 dpi

| 2,7 kB | .png | 74.083 x 59.972 mm - 210 x 170 Pixel  
- 72 dpi

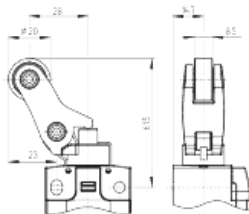
## Diagram



ID: kps2xk07

| 26,2 kB | .jpg | 112.889 x 49.389 mm - 320 x 140  
Pixel - 72 dpi

## Dimensional drawing actuator



ID: kps3xb04

| 166,6 kB | .jpg | 352.778 x 313.972 mm - 1000 x 890  
Pixel - 72 dpi

| 5,1 kB | .png | 74.083 x 56.797 mm - 210 x 161 Pixel  
- 72 dpi

K.A. Schmersal GmbH & Co. KG, Möddinghofe 3, D-42279 Wuppertal

The details and data referred to have been carefully checked. Images may diverge from original. Further technical data can be found in the manual. Technical amendments and errors possible.

Generated on 23.06.2020 17:00:14