

## Selector switch actuators knob



LPC S1...

2 position (without mounting adapter).

LPC S120	∨
----------	---

LPC S121	∨
----------	---

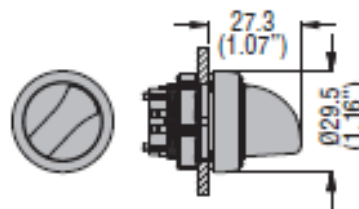
3 position (without mounting adapter).

LPC S130	∨
----------	---

LPC S131	∨
----------	---

LPC S132	∨
----------	---

LPC S133	∨
----------	---



Knob  
LPC S1...

### Type of position

- ∨ Maintained position.
- ∨ Spring return position.
- ∨ • Key extraction position.

### Rotation angles

2 position



3 position



## Selector switch lever



LPC S2...

2 position (without mounting adapter).

LPC S220	∨
----------	---

LPC S221	∨
----------	---

3 position (without mounting adapter).

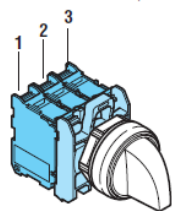
LPC S230	∨
----------	---

LPC S231	∨
----------	---

LPC S232	∨
----------	---

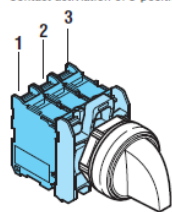
LPC S233	∨
----------	---

Contact activation of 2-position selector switch



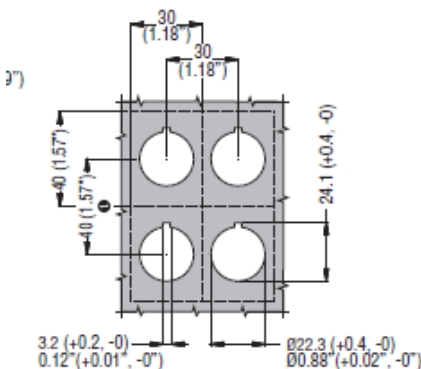
	Contacts		
	1	2	3
A	●	—	—
B	●	●	●

Contact activation of 3-position selector switch



	Contacts		
	1	2	3
A	●	●	—
B	●	—	—
C	●	●	●

### Drilling - Minimum recommended distances



### Operational characteristics

- Ambient conditions:
  - Operating temperature: -25...+70°C
  - Storage temperature: -40...+85°C
- Any mounting position is allowed.
- Degree of protection:
  - Per IEC/EN: IP66, IP67 and IP69K
  - Per UL: type 1, 2, 3R, 4, 4X, 12, 12K.

### Materials

Polyamide.

### Mechanical endurance

Mechanical life: 1,000,000 cycles.

Type: LPX AU120.

Actuators are installed through a Ø22mm/Ø0.87in drilling with a threaded fixing ring (Tmax = 2.3Nm / 1.69lbf·ft).

The mounting adapter directly snaps onto the actuator.

Type: LPX C10 (1NO)  
 LPX CF10 (1NO Faston)  
 LPX C10A (1EM)  
 LPX C01 (1NC)  
 LPX CF01 (1NC Faston)  
 LPX C01D (1LB)

Contact elements snap onto the mounting adapter.

Up to 6 auxiliary contacts can be fitted on the mounting adapter: 3 on the left and 3 on the right or 2 on the left, 2 at the centre and 2 on the right.

Activation of the middle contacts is coupled to the side contacts; the relative mechanism is standard supplied. The middle contact activation, with respect to the right and left side contacts, can be changed by the user if required, by removing the mechanism pin.

### Certifications and compliance

Certifications obtained: UL Listed, for USA and Canada (file E93601), as Auxiliary Devices.

Certifications pending at time of catalogue printing: CCC.

Compliant with standards: IEC/EN 60947-1, IEC/EN 60947-5-1, UL508, CSA C22.2 n° 14.