

Hour meters / timers, electronic

LCD hour meters

Adding counter / service timer, 99999.99 h (DC)

Codix 141 / 143



The Codix 141 / 143 is a simple externally powered hour meter with 7-digit LCD display for PNP, NPN input signals, optionally factory-programmable.

Codix 141: Standard timer

Codix 143: Service timer




Power supply



Pulse counter/
Totaliser



Timer



Temperature
range



High protection
level



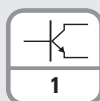
DIN front bezel



LCD display



Lockable
reset



Transistor
output (143)

Functional

- Direct display of the total time
- Pressing the key displays the preset service value and its pre-signal
- Preset value output as a text on the display and on the transistor output
- Pre-signal for the service intervals as a text on the display
- Manual or electrical reset of the display or of the service intervals
- Fast PNP or damped NPN control via separate inputs

User-friendly

- Power supply 10 ... 30 V DC
- Values stored in EEPROM
- Fixed pre-programmed service intervals, e.g.: service at 5000.00 h (service), pre-signal at 4900.00 h (pre-service), blinking text message on the display (service or pre-service)
- Multifunction reset key, lockable via a separate input
- Can also be reset to its delivery condition
- Factory programmable

Order code
Standard timer

6.141 . 012 . 300

Stock types:
6.141.012.300

Order code
Service timer

6.143 . 011 . 300 . XXXX . XX
a b

a Option 2¹⁾

005K = Service range 5000.00 h

b Option 1¹⁾

00 = Pre-warning at 100.00 before the preset service value
Display shows text PrESerV with pre-warning and text SErViCE with preset service value

Delivery specification Codix 141 and 143

- Counter
- Mounting clip
- Gasket
- Instruction manual, multilingual

1) Options 1 and 2 can be individually programmed at the factory according to customer's requirements. Please note: The min. order quantity for custom versions is 10 pcs. with an extra charge, or 200+ pcs. with no extra charge.

Hour meters / timers, electronic

LCD hour meters Adding counter / service timer, 99999.99 h (DC) Codix 141 / 143

Accessories	Dimensions in mm [inch]	Order-No.
Adapter front bezel, 53 x 28 [2.09 x 1.10]	For cut-out 50 x 25 [1.97 x 0.98] to cut-out 45 x 22.2 [1.77 x 0.87], with clip mounting for counters 48 x 24 [1.89 x 0.94] anthracite	T008180
Adapter front bezel, 56 x 40 [2.20 x 1.57]	For cut-out 50 x 25 [1.97 x 0.98] to cut-out 45 x 22.2 [1.77 x 0.87], with screw mounting for counters 48 x 24 [1.89 x 0.94] anthracite	T008181
Adapter front bezel, 72 x 36 [2.83 x 1.42]	For cut-out 68 x 33 [2.68 x 1.30] to cut-out 45 x 22.2 [1.77 x 0.87], for counters 48 x 24 [1.89 x 0.94], as set black and silver anodised	162704 Set
Adapter front bezel, 48 x 48 [1.89 x 1.89]	For cut-out 45 x 45 [1.77 x 1.77] to cut-out 45 x 22.2 [1.77 x 0.87], with clip mounting for counters 48 x 24 [1.89 x 0.94] black	T008883
Adapter front bezel, 60 x 50 [2.36 x 1.97]	For cut-out 54 x 29 [2.13 x 1.14] to cut-out 45 x 22.2 [1.77 x 0.87], with screw mounting and gasket for counters 48 x 24 [1.89 x 0.94] black	N003001
Transparent cover, lockable, IP65	For cut-out 54 x 29 [2.13 x 1.14], for screw mounting to front bezel F1B or adapter front bezel N003001, for counters with cut-out 50 x 25 [1.97 x 0.98] or 45 x 22.2 [1.77 x 0.87]	N003002
Sealing cover type K1, IP65	Suitable for front bezel 60 x 50 [2.36 x 1.97], for screw mounting of electromech. counters and via adapter front bezel N003001 for counters 48 x 24 [1.89 x 0.94]	G008301
Mounting frame with cut-out 50 x 25 [2.36 x 1.97] via separate adapter also for 45 x 22.2 [1.77 x 0.87]	For snap-on mounting on 35 [1.38] top-hat DIN rail, for counters 53 x 28 [2.09 x 1.10] and via separate adapter (T008180) for counters 48 x 24 [1.89 x 0.94] chromated	G300004

Suitable gaskets as well as further accessories can be found in the accessories section or in the accessories area of our website at: www.kuebler.com/accessories.

Technical data

General technical data	
Display	LCD, 7 digits, 8 mm [0.31"] high
Undervoltage	display for $U_B < 8$ V: PO-FAIL and data backup
Counting range	0 ... 99999.99 h decimal point 0.00
Data backup	EEPROM
Operating temperature	-20°C ... +65°C [-4°F ... +149°F] (non-condensing)
Storage temperature	-25°C ... +75°C [-13°F ... +167°F]

Mechanical characteristics	
Housing	front panel mount DIN 43700, 48 x 24 mm [1.89 x 0.94"] dark grey Ral 7021
Connections	8-pole screw terminals, pitch 5.08 mm [2.00"]
Cleaning	the front side should be cleaned using only a soft cloth moistened with water
Weight	40 g [1.41 oz]
Protection	IP65 (front side) IP20 (rear side)
Vibration resistance	acc. to EN 60068-2-6 10 - 55 Hz / 1 mm / 30 min
Shock resistance	acc. to EN 60068-2-27 100G acc. to EN 60068-2-29 10G

Electrical characteristics	
Power supply	10 ... 30 V DC, max. 25 mA
Start delay	500 ms
EMC	Emitted interference EN 55011 class B Immunity to interference EN 61000-6-2

Inputs	
Input A	static PNP input
Input B	static NPN input
Reset key enable input	static NPN input
Reset	edge-triggered NPN input (min. 20 ms)
Input resistance	10 kOhm
Switching level	LOW 0 ... 2 V DC HIGH 3.5 ... 30 V DC
Switching threshold	approx. 2.7 V DC

Additional data for Codix 143 (service timer)	
Output	NPN transistor output, open collector
Output voltage	max. 30 V DC
Output current	max. 50 mA

Hour meters / timers, electronic

LCD hour meters

Adding counter / service timer, 99999.99 h (DC)

Codix 141 / 143

Display and inquiry mode service timer

If the reset key is not released by means of the activation input of pin 6, pressing the key makes the following functions available to the user.

Press 1x: The text "SErVICE" is displayed

Press 2x: The following service value is displayed

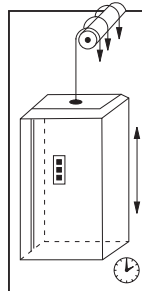
Press 3x: The text „PRESErV" is displayed

Press 4x: The following preservice value is displayed

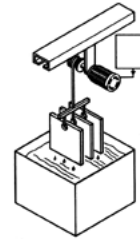
Press 5x: The current value is displayed

For the service timers, the values counted remain stored, the service values are incremented by the stored preset value when resetting. E.g. service value 5000.00 h, counter count when resetting 5100.00 h, new service value 10100.00 h.

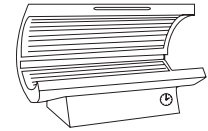
Applications



Operating time and service interval



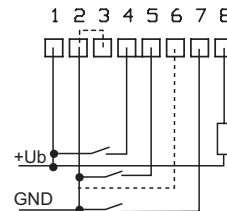
Total time and service interval



Service interval and total time of the UV lamps

Terminal assignment

PIN	Description	Standard timer	Service timer
Power supply			
1	+U _B	10 ... 30 V DC	10 ... 30 V DC
2	0 V DC, GND	GND	GND
Inputs			
3	0 V DC, GND	GND	GND
4	Fast counting input	INP PNP	INP PNP
5	Slow counting input	INP NPN	INP NPN
6	Reset enable input	RESET MANUAL ENABLE	RESET MANUAL ENABLE
7	Reset input	RESET	RESET
Output			
8	NPN output	n.c.	OUT



Output 8 is only used with Codix 143 as a NPN output

Pin 8: NPN output, open collector for Codix 143

Pin 2 or 3

Dimensions

Dimensions in mm [inch]

