



# FLN-OSSD1100108

Flexi Loop

SAFE SERIES CONNECTION / SAFETY CONTROLLERS

**SICK**  
Sensor Intelligence.



### Ordering information

Type	Part no.
FLN-OSSD1100108	1061710

Other models and accessories → [www.sick.com/Flexi\\_Loop](http://www.sick.com/Flexi_Loop)



### Detailed technical data

#### Safety-related parameters

<b>Safety integrity level</b>	SIL3 (IEC 61508) SILCL3 (EN 62061)
<b>Category</b>	Category 4 (EN ISO 13849)
<b>Performance level</b>	PL e (EN ISO 13849)
<b>PFH<sub>D</sub> (mean probability of a dangerous failure per hour)</b>	0.76 x 10 <sup>-9</sup> (EN ISO 13849)
<b>T<sub>M</sub> (mission time)</b>	20 years (EN ISO 13849)

#### Functions

Diagnostic and monitoring functions	
Cross-circuit	Monitoring via OSSD device
Short-circuit	Monitoring via OSSD device
Discrepancy errors	Monitoring via Flexi Loop node
Sequence errors	Monitoring via Flexi Loop node

#### Interfaces

Connection usage	
Safety device connection	For safety sensor with dual-channel OSSD outputs, With standard input, with standard output
Flexi Loop input	To connect to a Flexi Loop predecessor node or to connect the Flexi Loop line to the Flexi Soft safety controller.
Flexi Loop output	To connect to a Flexi Loop successor node or to terminate the Flexi Loop line with the Flexi Loop terminator.
Connection type	
Safety device connection	Female connector M12, 8-pin
Flexi Loop input	Male connector M12, 5-pin
Flexi Loop output	Female connector M12, 5-pin
<b>Number of non-safe inputs</b>	1
<b>Number of non-safe outputs</b>	1
<b>Power supply output for external devices</b>	✓

#### Electrical data

#### Operating data

<b>Protection class</b>	III (EN 61140)
-------------------------	----------------

<b>Type of supply voltage</b>	PELV or SELV
<b>Supply voltage <math>V_s</math></b>	24 V DC (16.8 V DC ... 30 V DC)
<b>Power consumption</b>	45 mA

## OSSD inputs

<b>Input voltage</b>	HIGH	13 V DC ... 30 V DC
	LOW	-5 V DC ... 5 V DC
<b>Input current</b>	HIGH	3.5 mA ... 6.2 mA
	LOW	-2.5 mA ... 2.5 mA

## Non-safe inputs

<b>Switching voltage</b>	HIGH	13 V DC ... 30 V DC
	LOW	0 V DC ... 5 V DC
<b>Input current</b>	≤ 6.2 mA	

## Non-safe outputs

<b>Type of output</b>	Highside driver, short-circuit protected
<b>Output current</b>	≤ 500 mA

## Power supply output for external devices

<b>Supply voltage</b>	24 V DC (16.8 V DC ... 30 V DC)
<b>Output current</b>	≤ 2 A

## Mechanical data

<b>Dimensions (W x H x D)</b>	68.15 mm x 48 mm x 18 mm
<b>Weight</b>	28 g (± 5 %)

## Ambient data

<b>Enclosure rating</b>	IP65 (EN 60529) IP67 (EN 60529)
<b>Ambient operating temperature</b>	-25 °C ... +55 °C
<b>Storage temperature</b>	-25 °C ... +70 °C

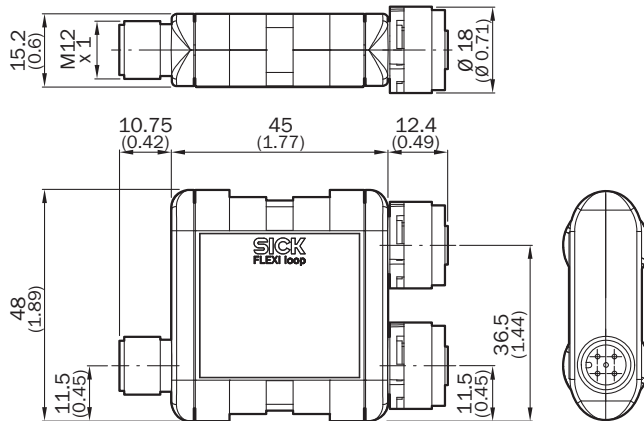
## Classifications

<b>ECl@ss 5.0</b>	27371990
<b>ECl@ss 5.1.4</b>	27371990
<b>ECl@ss 6.0</b>	27371819
<b>ECl@ss 6.2</b>	27371819
<b>ECl@ss 7.0</b>	27371819
<b>ECl@ss 8.0</b>	27371819
<b>ECl@ss 8.1</b>	27371819
<b>ECl@ss 9.0</b>	27371819
<b>ECl@ss 10.0</b>	27371819
<b>ECl@ss 11.0</b>	27371819
<b>ETIM 5.0</b>	EC001449

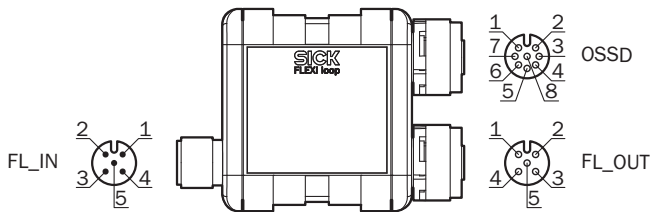
<b>ETIM 6.0</b>	EC001449
<b>ETIM 7.0</b>	EC001449
<b>UNSPSC 16.0901</b>	41113704

### Dimensional drawing (Dimensions in mm (inch))

OSSD, EMSS




### PIN assignment



The FL\_IN pin assignment is only relevant for the first loop node in a safe series connection when connected to Flexi Soft. Additional Flexi Loop nodes are connected to FL\_OUT using standardized cables with M12 plug connectors.

### Recommended accessories

Other models and accessories → [www.sick.com/Flexi\\_Loop](http://www.sick.com/Flexi_Loop)

Brief description	Type	Part no.
Mounting brackets and plates		
 1 piece, Flexi Loop fixing clip	C-Fix bracket	2068830

## SICK AT A GLANCE

SICK is one of the leading manufacturers of intelligent sensors and sensor solutions for industrial applications. A unique range of products and services creates the perfect basis for controlling processes securely and efficiently, protecting individuals from accidents and preventing damage to the environment.

We have extensive experience in a wide range of industries and understand their processes and requirements. With intelligent sensors, we can deliver exactly what our customers need. In application centers in Europe, Asia and North America, system solutions are tested and optimized in accordance with customer specifications. All this makes us a reliable supplier and development partner.

Comprehensive services complete our offering: SICK LifeTime Services provide support throughout the machine life cycle and ensure safety and productivity.

For us, that is “Sensor Intelligence.”

## WORLDWIDE PRESENCE:

Contacts and other locations –[www.sick.com](http://www.sick.com)