

5 Nm 3.5 and 7.2 Watts 7.2 Watts Part number made to order



- Mechanical strength : 5 Nm
- Constant speed, dependent on supply frequency
- Direction of rotation controlled by dephasing capacitor
- Permanent magnet rotor
- UL, CSA, VDE approved ; comply with IEC standards

Part numbers

	Type	Type	Voltage / Frequency	Base speed of motor (rpm)	Output speed (250 rpm)	Ratios
80 547 020	7.2 Watts	80 547 0	230-240 V / 50 Hz	250	1	250

Specifications

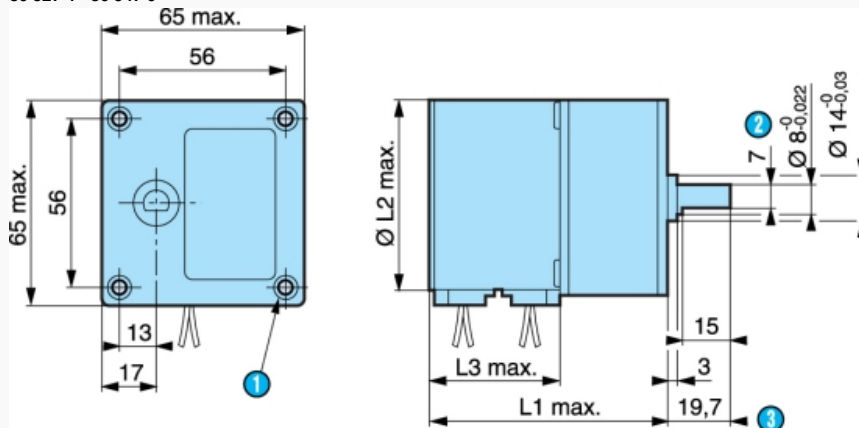
Motor	82 540 0
Gearbox	81 037 0
Maximum permitted continuous rated gearbox output torque for 1 million revolutions of gearbox output shaft (Nm)	5
Axial load static (daN)	2
Radial load static (daN)	3
Absorbed power (W)	7,2
Motors output (W)	2,65
Maximum temperature rise (°C)	55
Ambient temperature (°C)	-10 → +70
Weight (g)	860
Wires length mm (approximately)	250
Protection rating	IP40

Accessories

Voltages/Frequencies	µF	V AC	Code
Capacitors for motor 82 540 0			
230-240 V 50 Hz	0,22 ± 5 %	480	26 231 909
115 V - 60 Hz	0,56 ± 5 %	240	26 231 822
24 V - 50 Hz	22 ± 10 %	63	26 231 703
24 V - 60 Hz	15 ± 5 %	70	26 231 728

Dimensions (mm)

80 527 4 - 80 547 0

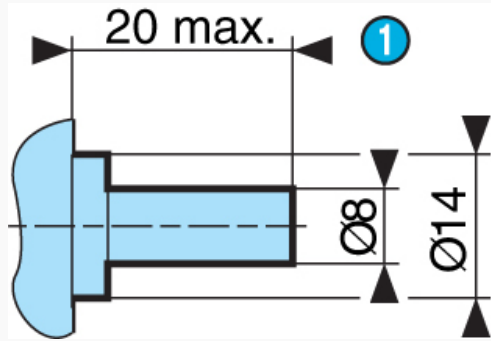


N°	Legend
1	4 holes depth 12M
2	7 screws flat

①	(pushed-in shaft)
	80 527 4 L1 = 59.2 mm Ø L2 = 51.3 mm L3 = 25.6 mm
	80 547 0 L1 = 76.6 mm Ø L2 = 65.3 mm L3 = 43 mm

Dimensions (mm)

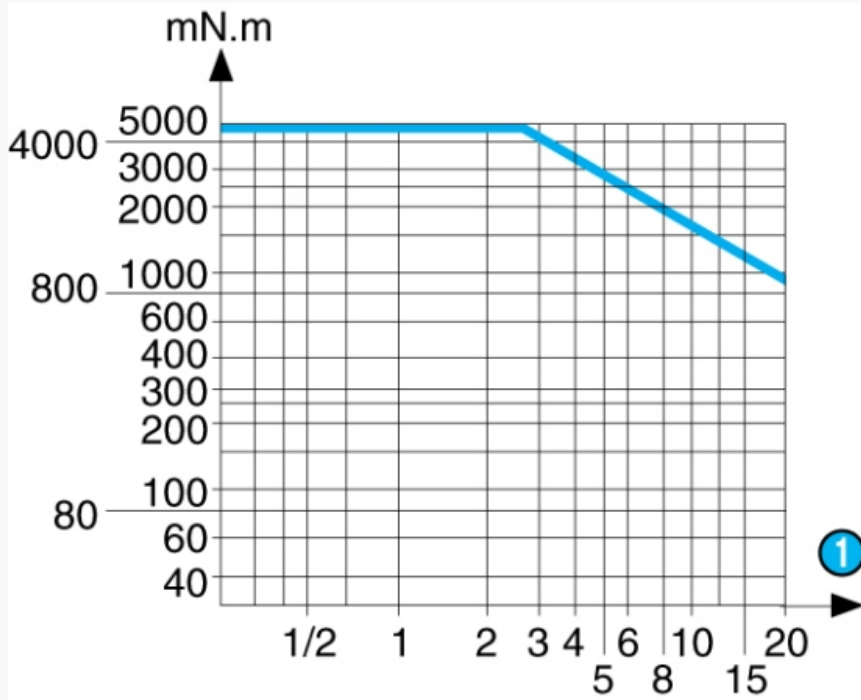
Shaft 79 206 478



N°	Legend
①	(pushed-in shaft)

Curves

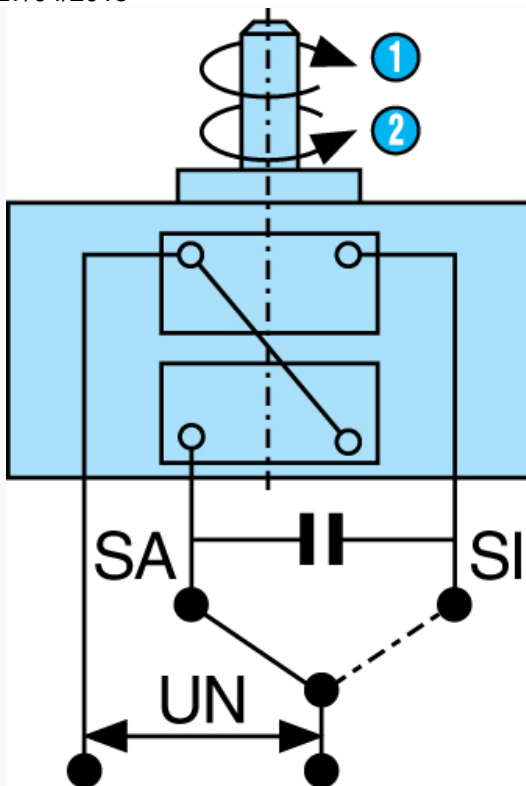
Torque/speed curves 80 547 0



N°	Legend
①	RPM

Connections

In parallel
Motors 82 520 4 - 82 540 0



N°	Legend
1	SA : clockwise
2	SI : anti-clockwise

Product adaptations



- Different voltages available
- Special cable lengths
- Special connectors
- Special output shafts
- Special gearbox ratios
- Special gear wheel material
- Special output bearings