





Selection Guide – Pneumatics


VACUUM GENERATORS

Connection	Operating Pressure	Standard P/N	ATEX P/N
 On Sub-base	2 → 8 bar	81 535 301	81 535 303
 Plug-In Ø 4	2 → 8 bar	81 545 001	81 545 012
 Plug-In Ø 6	2 → 8 bar	81 545 005	81 545 013

PNEUMATIC INDICATORS

Connection	Color	Operating Pressure	Standard P/N	ATEX P/N
 Plug-In Ø 4	Red	2 → 8 bar	84 150 201	84 150 214
	Green		84 150 202	84 150 215
	Yellow		84 150 203	84 150 216
	Blue		84 150 204	84 150 217




VALVES FOR MANUAL ACTUATORS

Connection	Version	Type	Operating Pressure
 On adaptor Ø 4	NC	Valve 3/2	0 → 8 bar
	NO		
	NC + NO		
	NC + NC		

SAFETY START MODULES

Connection	Pneumatic Relay	Type	Operating Pressure
 Semi-Rigid Tubing Ø4	Type III A	Two-Hand	0 → 8 bar
	Type III B		

ACTUATORS FOR MANUALLY OPERATED VALVES

Connection	Function	Type	Color	Standard P/N
 Ø 22 mm	Flush Push Contact	Push Button	Red	24 678 129
	Flush Push Contact		Green	24 678 128
	Flush Push Contact		Black	24 678 127
 Ø 22 mm	Emergency Stop	Mushroom Push Button	Red	24 678 173
	Emergency Stop		Black	27 678 172
	Emergency Stop Push/Turn		Red	24 678 171
 Ø 22 mm	Symmetrical Actuator	Rotary (2-Position)	Black	24 678 174
	Long Lever		Black	24 678 175
	Long Lever	Rotary (3-Position)	Black	24 678 177
	Long Lever (Spring to center)		Black	24 678 179

Flow at 6 bars	Orifice Diameter	Control Force	Standard P/N	ATEX P/N
112 NI/min	2 mm	12.6 N	89 543 105	-
			89 543 005	-
			89 543 305	-
			89 543 205	-

Max. Delay	Orifice Diameter	Standard P/N	ATEX P/N
0.2 s	2.5 mm	81 580 504	-
		81 580 503	-