



Type 0131 can be combined with...



Type 2508

Cable plug



Type 1078

Timer unit

Type 0131 is a direct-acting 2/2- or 3/2-way solenoid valve with different circuit functions. A separating diaphragm isolates the actuator from the fluid. No fluid contact with metallic components.

2/2 or 3/2-way Solenoid Valve for aggressive medium, true union and G 3/8 - G 1/2

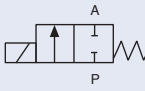
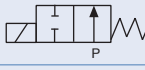
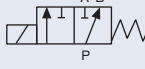
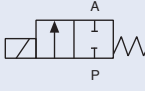
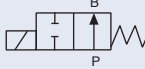
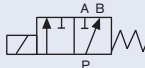
- Hermetic isolation of fluid from the actuator
- Insensitive to aggressive fluids
- Different circuit functions
- Lockable manual override as standard
- Simple installation and removal

Technical data	
Orifice	DN 10 - 20
Body material	PVC PVDF on request
Coil material	Epoxy
Coil insulation class	H
Seal material	EPDM, FKM
Medium with EPDM with FKM	Alkalis, alkaline washing and bleaching lyes Oxydizing acids and substances, salt solutions
Medium temperature Body + seal (Material combination) PVC/EPDM PVC/FKM	-30 to +50 °C -10 to +50 °C
Ambient temperature	max. +50 °C
Viscosity	max. 37 mm ² /s
Voltage tolerance	±10%
Cycling rate	ca. 100 – 150/min with AC max. 6/min with UC
Duty cycle	100% continuous rating
Electrical connection	Cable plug for Ø 7 mm cable, acc. to DIN EN 175301-803 Form A (supplied as standard)
Protection class	IP 65 with cable or cable plug
Installation	as required, preferably with actuator upright

Power consumption			
Inrush		Hold (hot coil)	
AC [VA]	UC [W]	AC [VA/W]	UC [W]
100-120	100	32/16	9

Ordering chart for valves (other versions on request)

All valves with PVC body, with manual override, with cable plug

Circuit function	Port connection	Orifice [mm]	Kv-value water [m ³ /h]	Pressure Pressure [bar]	Item no. per voltage/frequency [V/Hz]			
					230/UC	230/50	024/50	024/UC
Seal material EPDM								
A 2/2-way-valve NC 	G 1/2	10	2.0	0 - 3	-	056 795	-	-
	True union Ø 16			0 - 3	-	050 549	042 477	046 949
	True union Ø 20			0 - 3	-	056 791	-	-
	G 1/2	15	4.5	0 - 1	-	054 831	-	067 832
	True union Ø 20			0 - 1	-	055 423	051 028	050 809
True union Ø 25	20	6.0	0 - 0.5	-	051 257	053 992	045 225	
B 2/2-way-valve NO 	True union Ø 16	10	2.0	0 - 2	-	017 113	-	041 272
	True union Ø 25	20	6.0	0 - 0.5	051 748	-	-	-
F 3/2-way distributor valve 	True union Ø 16	10	2.0	0 - 1	-	052 546	064 266	055 770
	True union Ø 20	15	4.0	0 - 0.5	-	052 071	058 279	049 883
	True union Ø 25	20	5.0	0 - 0.25	-	054 564	040 921	067 076
Seal material FKM								
A 2/2-way-valve NC 	G 1/2	10	2.0	0 - 3	-	-	-	-
	True union Ø 16			0 - 3	-	050 443	052 953	047 915
	True union Ø 20			0 - 3	-	056 789	055 817	056 060
	G 1/2	15	4.5	0 - 1	-	056 663	-	-
	True union Ø 20			0 - 1	-	050 787	051 641	053 882
True union Ø 25	20	6.0	0 - 0.5	-	051 351	050 551	056 495	
B 2/2-way-valve NO 	True union Ø 16	10	2.0	0 - 2	-	053 221	-	-
F 3/2-way distribution valve 	G 3/8	10	2.0	0 - 1	-	052 183	-	065 194
	True union Ø 16			0 - 1	-	052 619	048 365	058 362
	True union Ø 20	15	4.0	0 - 0.5	-	050 904	057 305	058 710
	True union Ø 25			0 - 0.5	020 687	-	-	-
	True union Ø 25	20	5.0	0 - 0.25	-	066 280	068 352	058 363

 Further versions on request

 Approvals
UR, CSA

 Voltage
Non-standard voltages

Dimensions [mm]

