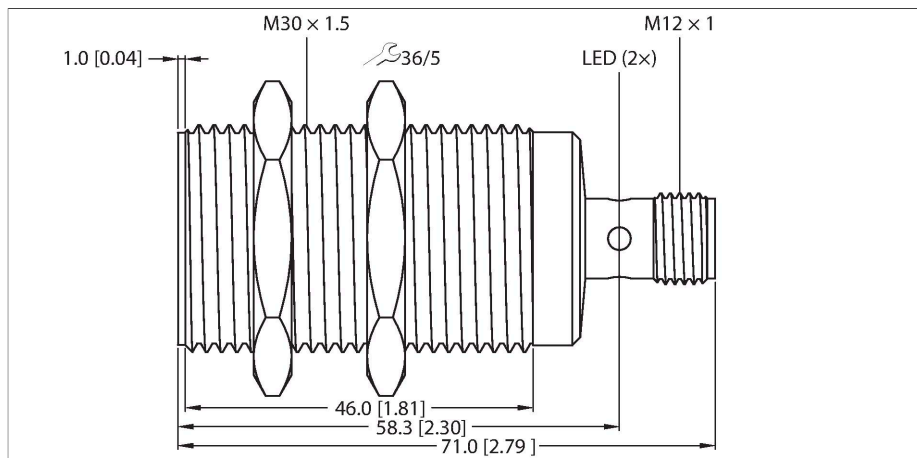


BI12-M30-2APS8X2-H1141

Inductive Safety Sensor



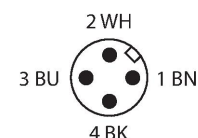
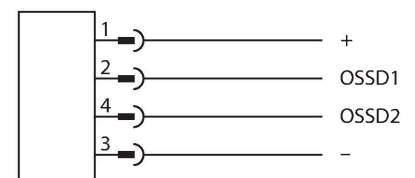
Technical data

Type	BI12-M30-2APS8X2-H1141
ID no.	100016608
Rated switching distance	12 mm
Secured switch-on distance	9.6 mm
Secured switch-off distance	18 mm
Mounting conditions	Flush
Correction factors	St37 = 1; Al = 0.45; stainless steel = 0.8; Ms = 0.4
Repeat accuracy	≤ 2 % of full scale
Temperature drift	≤ ± 10 %
Hysteresis	3...15 %
Ambient temperature	-25...+70 °C
Operating voltage	19.2...28.8 VDC
Residual ripple	≤ 10 % U _{ss}
No-load current	≤ 20 mA
Impulse withstand voltage	1.5 kV
Isolation test voltage	≤ 0.0288 kV
Short-circuit protection	yes
Wire breakage/Reverse polarity protection	Complete
Output function	4-wire, 2 × OSSD, NO contacts, PNP
Number of safe semiconductor outputs	2
Switching frequency	0.1 kHz
Design	Threaded barrel, M30 × 1.5
Dimensions	71 mm
Housing material	Metal, CuZn
Active area material	Plastic, PA
Max. tightening torque of housing nut	12 Nm

Features

- M30 × 1.5 threaded tube
- Nickel-plated brass
- SIL 2 (IEC 61508)
- PL d (ISO 13849-1)
- 2 x OSSD output, NO contact, PNP
- DC 4-wire, 24 VDC

Wiring diagram



Functional principle

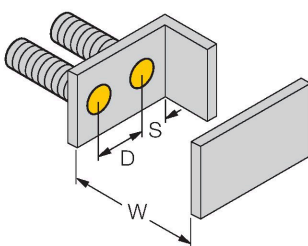
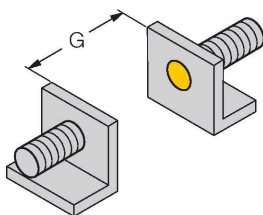
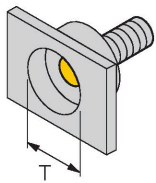
Inductive sensors detect metal objects contactless and wear-free. For this, they use a high-frequency electromagnetic AC field that interacts with the target. Inductive sensors generate this field via an RLC circuit with a ferrite coil.

Technical data

Electrical connection	Connectors, M12 × 1
Vibration resistance	55 Hz (1 mm)
Shock resistance	30 g (11 ms)
PL acc. to DIN EN 13849-1:2008	d
Category acc. to DIN EN 13849-1:2008	2
SIL according IEC 61508	2
Protection class	IP67
Power-on indication	LED, Red
Switching state	LED, Green

Mounting instructions

Mounting instructions/Description



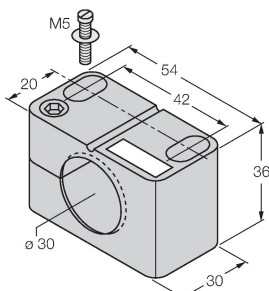
Distance D	2 x B
Distance W	3 x Sn
Distance T	3 x B
Distance S	1.5 x B
Distance G	6 x Sn
Diameter active area B	Ø 30 mm

Accessories

BST-30B

6947216

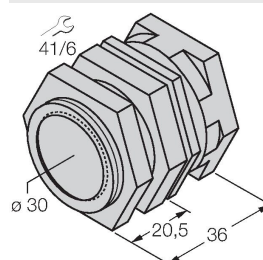
Mounting clamp for threaded barrel sensors, with dead-stop; material: PA6



QM-30

6945103

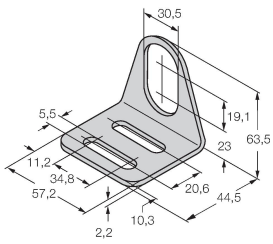
Quick-mount bracket with dead-stop; material: Chrome-plated brass. Male thread M36 × 1.5. Note: The switching distance of the proximity switches may change when using quick-mount brackets.



MW-30

6945005

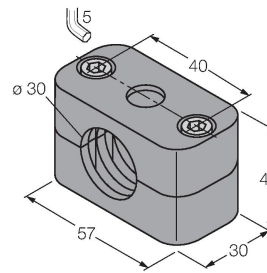
Mounting bracket for threaded barrel sensors; material: Stainless steel A2 1.4301 (AISI 304)



BSS-30

6901319

Mounting clamp for smooth and threaded barrel sensors; material: Polypropylene



Accessories

Dimension drawing

Type

ID no.

RKC4.4T-2/TEL

6625013

Connection cable, female M12, straight, 4-pin, cable length: 2 m, sheath material: PVC, black; cULus approval; other cable lengths and qualities available, see www.turck.com

